20 **YEO**
26 **TECHNOLOGY**

Green Energy for All!

BIST: YEOTK | 3Q 2026 PRESENTATION



yeo.com.tr

#ItsPossible

Disclaimer

Financial Reporting Basis and Forward-Looking Statements

01 · ACCOUNTING FRAMEWORK

With the Capital Markets Board of Turkey's Bulletin dated 28.12.2023 numbered 2023/81, CMB announced that issuers and capital market institutions shall prepare their annual financial statements ending on 31.12.2023 or later, in accordance with IAS 29 inflationary accounting provisions.

02 · BASIS OF PRESENTATION

Accordingly, this presentation on 2026 Q3 financial results contains the Company's financial information prepared according to Turkish Accounting / Financial Reporting Standards by application of IAS 29 inflation accounting provisions, in accordance with CMB's decision dated 28.12.2023.

03 · FORWARD-LOOKING STATEMENTS

This presentation contains forward-looking statements and figures that reflect the Company management's current views with respect to certain future events based on the base-case assumptions. Although it is believed that the expectations reflected in these statements are reasonable under current conditions, they may be affected by a variety of variables and changes in underlying assumptions that could cause actual results to differ. Neither YEO Teknoloji nor any of its directors, managers, or employees nor any other person shall have any liability whatsoever for any loss arising from the use of this presentation.

CONTENTS

YEO — Global Energy Platform for Value Creation

Across YEO’s Integrated Energy Platform

01 Executive Overview

02 Leadership & Governance

03 Business Segments & Global Portfolio

04 Financial Overview

05 Closing & Takeaways

06 Annex

Engineering the Future of an Integrated Energy Platform

Multiple Solutions in Energy Value Chain for Long-Term Value

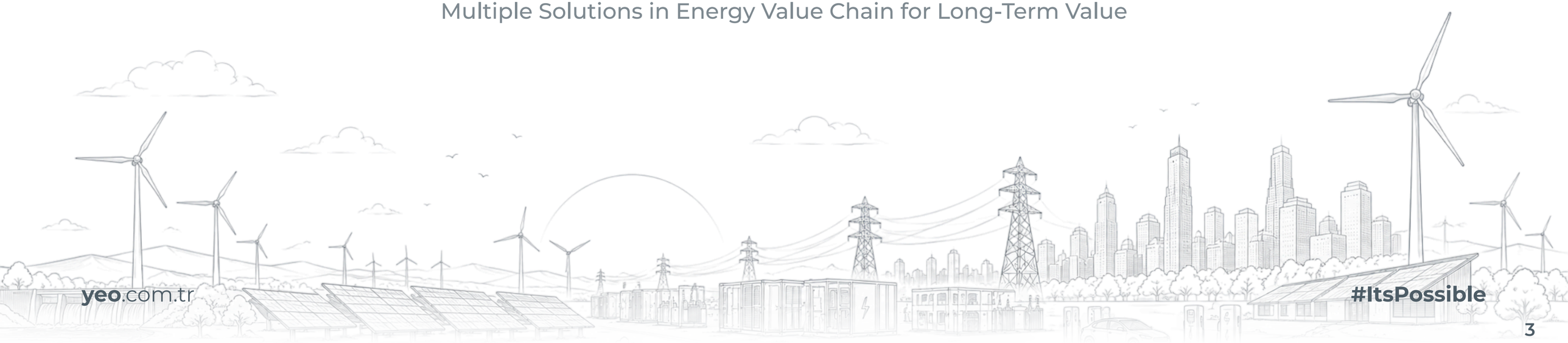

01

SECTION 01

Executive Overview

Engineering-led delivery and recurring opportunities within one integrated platform.

Four Connected Businesses

Long-Term Value Creation



From System Integration to a Global Energy Platform

Four Complementary Businesses Create Long-Term Value

System Integration & EPC

Turnkey Electrification and Automation across Power, Water, Oil & Gas and Mining

Technology Investments

Software on Critical Infrastructure and Six Deep-Tech Affiliates



Renewable Energy Investments

CALL Energy 100% and DEFIC Globe 51% — Develop, Own and Operate

Energy Storage Systems

REAP Battery Gigafactory in Tuzla, Istanbul

2021
Listed on BIST
Borsa İstanbul

40+
Countries
Historical Project Reach

700+
Employees
Engineering & Operations

4
Four Business Pillars
Connected Value Drivers

Not a Vision Deck. A Delivery Record.

Cumulative Delivery Scale since 2004

1,000+ MW
Solar Power Plants

2,500+ MVA
High-Voltage Substations

1,000+ MW
Wind Power Plants

300+ MW
Contracted ESCO Projects

250+ MW
Rooftop Solar Systems

750+ MWh
Energy Storage · BESS

Six Reasons to Own YEOTK for the Long Term

One Listed Platform. Four Connected Growth Engines. Scalable Earnings and Recurring Value.

01

A global EPC platform, not a domestic contractor

400+ projects completed across 40+ countries since 2004. USD 933.6m contracts under execution and USD 568.6m backlog.

02

Revenue structurally hedged to hard currency

Over **USD 1bn** in new contracts signed in 2023–9M 2026. Contract currencies for 2024–9M 2026 were **100% USD/EUR**.

03

An investor in renewables, not only a builder

CALL Energy (100%) and DEFIC Globe (51%): **1.9 GW** pipeline, 242 MW operating assets, 215 MW signed PV ESCO and 126 MWh signed BESS ESCO.

04

Vertically integrated battery manufacturing

REAP Battery's **5 GWh/year** Tuzla capacity covers utility-scale, C&I and distributed storage, supported by integration and lifecycle services.

05

Financial performance is inflecting

9M 2026 revenue **TRY 17.5bn (+31%)**; EBITDA TRY 4.4bn (+103%); net profit TRY 2.1bn (+102%).

06

Owner-operator alignment

Founding partners and management own approximately **63.8%** of shares alongside a 36.2% free float, supporting long-term alignment.

Three Key Stages of Our Growth Story

Energy Expertise, Global Reach and Technology Capabilities

2004–2014

Engineering Foundations

YEO developed its grid infrastructure, system integration and EPC capabilities.

2014–2025

Global Scale

Project delivery across four continents and 40+ countries expanded into renewable asset ownership and battery manufacturing.

2025 Onward

Energy Infrastructure Platform

YEO aims to expand its renewable fleet and REAP Battery production, combining EPC, digital controls, AI and O&M to generate recurring revenue.

From Engineering Roots to an Integrated Energy Platform = sustainable, scalable and long-term growth

3D Energy & Technology — Today, Tomorrow, Always

Decarbonization · Digitalization · Decentralization



Global Presence by Region

Connecting Markets Through Projects, Partnerships and Expertise

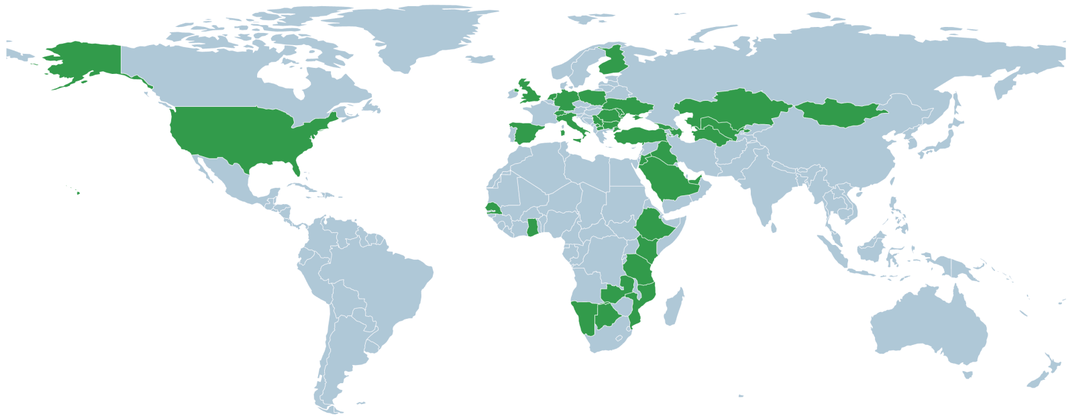

TÜRKIYE · KEY LOCATIONS

Istanbul · Head Office
Tuzla · Factory
Ankara · Office

● Head Office ● Factory ● Office ■ Active Market

EUROPE

- Netherlands
- United Kingdom
- Germany
- Poland
- Romania
- North Macedonia
- Finland
- Bulgaria
- Kosovo
- Italy
- Spain
- Switzerland
- Ukraine
- Moldova
- Serbia

AFRICA

- Ghana
- Senegal
- Ethiopia
- Tanzania
- Mozambique
- Botswana
- Kenya
- Zambia
- Namibia

CENTRAL ASIA

- Uzbekistan
- Azerbaijan
- Kazakhstan
- Turkmenistan
- Georgia
- Mongolia

MIDDLE EAST

- Iraq
- United Arab Emirates
- Jordan
- Saudi Arabia

TÜRKIYE

- Türkiye

AMERICAS

- United States

02

SECTION 02

Leadership & Governance

Management alignment and governance underpin disciplined global growth.

Founder-Led Leadership

Independent Board Oversight



LEADERSHIP & GOVERNANCE

Founder-Led Engineering Enables Global Growth

Founder-Led Engineering Vision and Global Execution since 2004



2004
YEO Founded

40+
Countries Reached

22 Years
Engineering Heritage

Built by an Engineer, Scaled by an Entrepreneur

Tolunay Yıldız has led YEO's Development from Engineering and System Integration to EPC Delivery, Renewable Energy Investment and Battery Manufacturing

— **Tolunay Yıldız** Founder, Chairman & CEO

Partners Own the Company They Run

Partners Also Taking Executive Roles for Creating More Value

EXECUTIVE PARTNER OWNERSHIP

63.8%



Tolunay Yıldız | 13.9%
Chairman & CEO



Orhan Yıldız | 13.9%
Vice Chairman



Özbey Yıldız | 13.9%
Chief Projects Operations Officer, CPOO



Yasin Düven | 6.4%
Vice President of Business Development & Sales, Public Relations



Barış Esen | 6.4%
Vice President of Business Development & Sales, Wind Energy & Grid



Sinan Karahan | 6.4%
Chief Projects Management Officer, CPMO



Caner Karataş | 2.9%
Deputy Vice President of Industrial Automation

Publicly Listed | 36.2%
Borsa İstanbul (YEOTK) / Free Float

Transparency, Independent Oversight & Accountability

Board Members Combine Entrepreneurial and Independent Expertise

TRANSPARENCY · ACCOUNTABILITY · FAIRNESS · RESPONSIBILITY



Tolunay Yıldız
Chairman & CEO

A Visionary Entrepreneur in Energy Technology and Global Business



Orhan Yıldız
Vice Chairman

Senior Executive with More than 36 Years of Management Experience in Industry and Construction



M. Canan Özsoy
Board Member

Former Chair and CEO of GE Türkiye; Experienced Executive in the Energy and Industrial Sectors



Mustafa Kopuk
Board Member

Global Venture-Capital Leader and Founding Managing Partner of DOMiNO Ventures



Prof. Dr. Sinan Alçın
Independent Board Member

Economist and Academic Specializing in Industrial Economics, Technology and Global Markets



Murat Sağman
Independent Board Member

International Finance Executive and Strategist with Experience across Europe, the US and Türkiye

03

SECTION 03

Business Segments & Global Portfolio

EPC, renewables, battery, technology and project partnerships reinforce one another.

- 3.1 EPC & System Integration
- 3.2 Renewables
- 3.3 BESS / REAP Battery
- 3.4 Technology Investments
- 3.5 2026 Projects & Partnerships



3.1

SECTION 03 · BUSINESS SEGMENTS

EPC & System Integration

Turnkey electrification and renewable infrastructure across global markets.

- Solar EPC & EPC-F
- Power Grids & Substations



BUSINESS SEGMENTS · EPC & SYSTEM INTEGRATION

Our Business Areas

Integrated Capabilities Across Generation, Grids and Lifecycle Services

Integrated Energy Platform

GENERATE · CONNECT · STORE · OPERATE

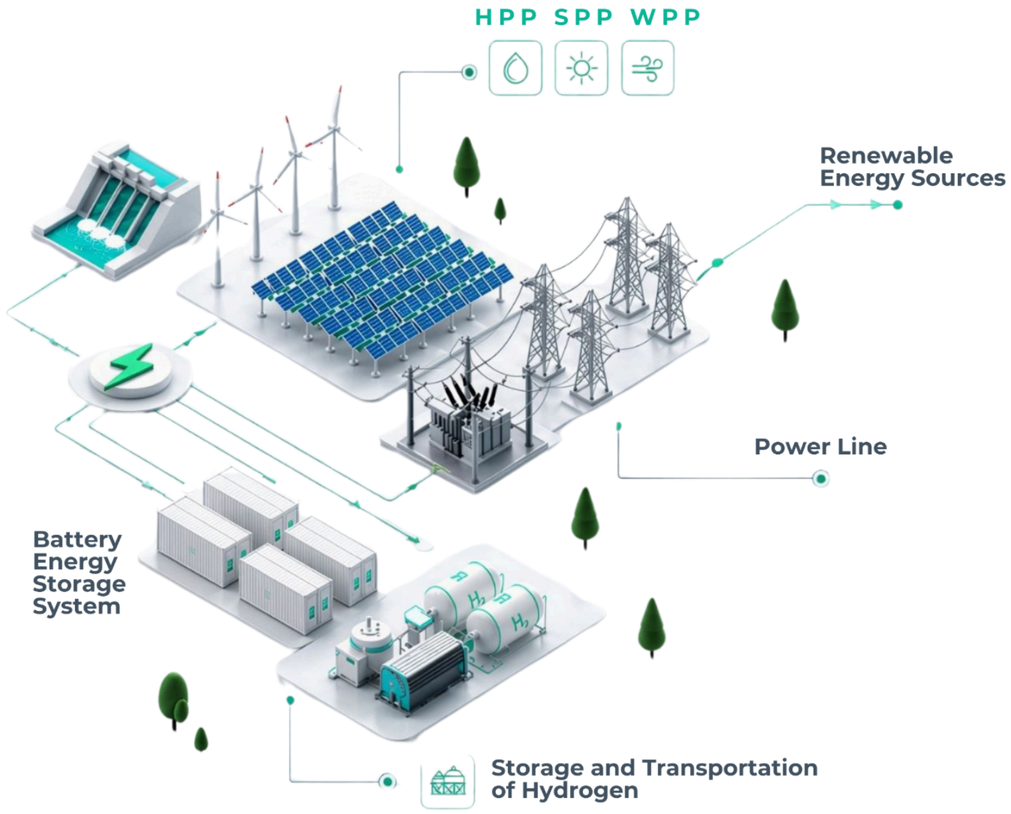

Renewable Energy

01 Generation & Storage

- Solar Power Plants
- Wind Power Plants
- Energy Storage Systems
- Micro HEPP

03 Delivery & Operations

- Construction
- Asset Management
- Operation & Maintenance

System Integration

02 Grids & Substations

- Power Grids
- High-Voltage Substations
- Low Voltage
- Medium Voltage

04 Digital & Engineering

- Industrial Automation
- SCADA
- Design
- Engineering

15 capabilities · One connected platform

Integrated Business Model & Value Chain

End-to-End Delivery Across Renewables, Power Grids and Energy Storage

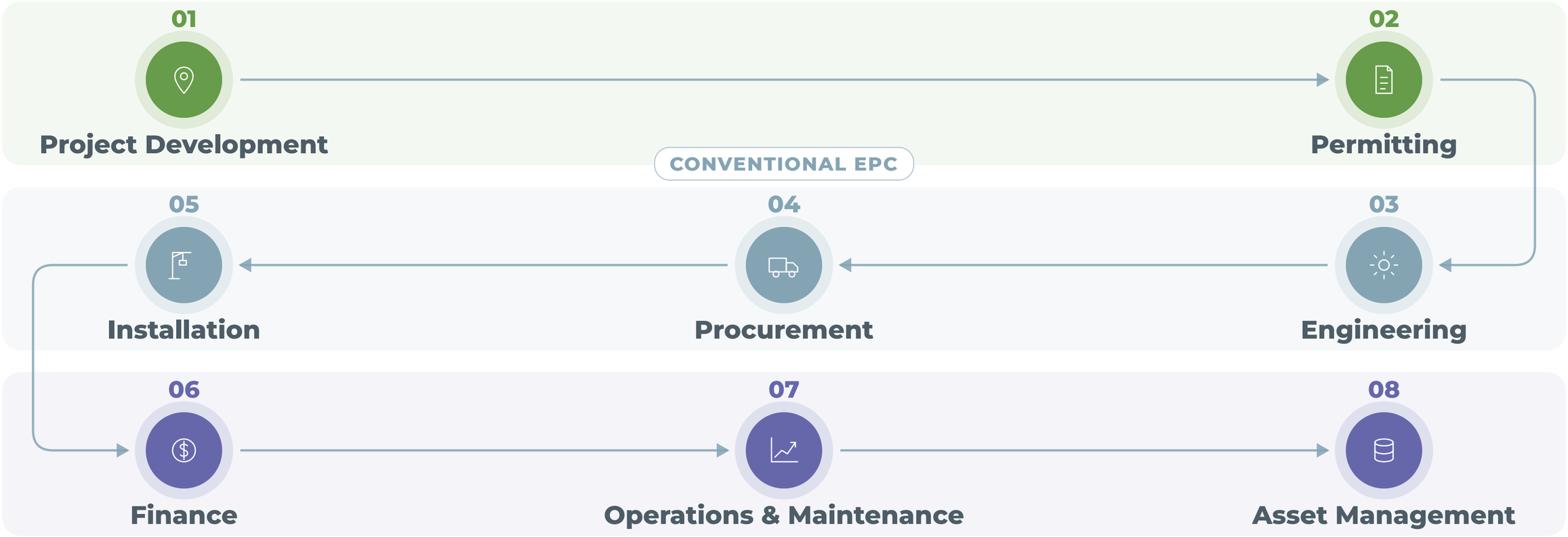

COMMERCIAL MODELS | PD-Investment | PD & EPC | EPC | EPC-F | ESCO | Financial Partnership

BUSINESS SEGMENTS · EPC & SYSTEM INTEGRATION

Diversified EPC Portfolio Across Global Markets

Selected solar, power grid, storage and energy infrastructure projects

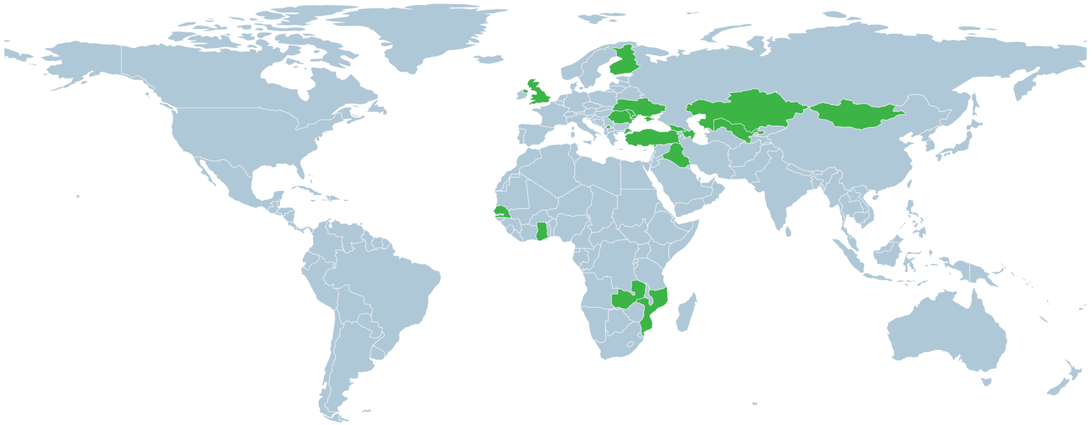

SELECTED PROJECT REFERENCES

EPC · EPC-F

Romania
190 MW Solar EPC · Scatec

Finland
15 MWh BESS · Hydro integration

Azerbaijan
250 MWh BESS · EPC-F

Georgia
500 kV GIS · Idliani

Ghana
330 kV Substation · Kumasi

Zambia
60 MW Solar + 20 MWh BESS

Türkiye · İSKEN
21.12 MW Solar EPC

Mongolia
Ulaanbaatar Water Infrastructure

United Kingdom
196 MW Solar EPC + O&M

Kosovo
130 MW Solar · Turnkey EPC

Uzbekistan
USD 36.9m Grid Digitalisation

Kazakhstan
240 MW · Kizilorda grid

Senegal
250 MW · 220 kV Grid

Mozambique
USD 4.19m HV Substation

Türkiye · Kırklareli
154 kV Wind Farm Grid

Romania · Pakua
112 MW Solar · Construction

BUSINESS SEGMENTS · EPC & SYSTEM INTEGRATION

Hard-Currency Contracts Support Revenue Certainty

Record New Contracts in 9M 2026 Strengthen Revenue Visibility

933.6
USD million
Contracts under execution

365.0
USD million
Completed portion

568.6
USD million
Backlog

~USD1.5bn New contracts signed, 2023–9M 2026

SIGNED CONTRACTS BY PERIOD · USD MILLION

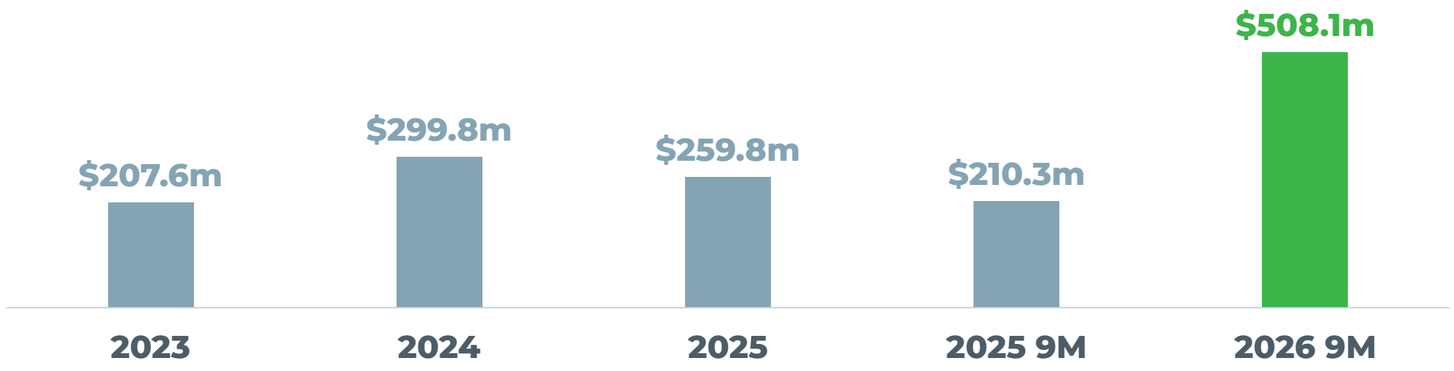

9M 2026 · CONTRACT MIX BY SECTOR



Renewable Energy

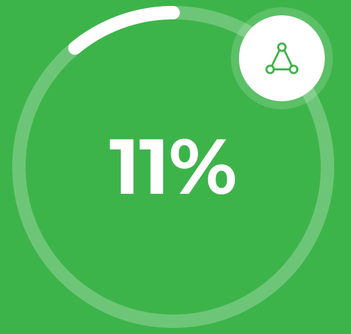

System Integration

100%

2024–9M 2026 contract currencies: USD/EUR

3.2

SECTION 03 · BUSINESS SEGMENTS

Renewables / CALL Energy & DEFIC Globe

Develop, build and operate projects across the renewable energy lifecycle.

Renewable Assets & ESCO

Operations & Maintenance

CALL
TO RENEWABLE ENERGY

DEFIC Globe
Development - Finance - Construction



Our Investment Accelerates with Renewable Energy Growth

Global Deployment and Türkiye's Roadmap Drive Investment

ENERGY MARKET DRIVERS · TÜRKIYE + GLOBAL

600+ GW

Global Solar | 2025

New Solar Installations; ~70% of Global Electricity-Demand Growth

359 → 455 +26.7%

Türkiye Power Demand

TWh | 2025A–2030E · Expected Demand Growth

43.4% → 55% +11.6 pp

Renewable Capacity Share

Türkiye Renewable Share of Installed Power | 2025A–2030E

7.4 GW

New Renewables | 2025

Türkiye Capacity Added; Solar Represented 71% of New Additions

20% → 33.8% +13.8 pp

Solar Capacity Share

Türkiye Solar Share of Installed Power | 2025A–2035E

USD 200 bn

Clean Energy | 2035

Investment Ambition; 55% Renewable-Generation Target by 2035

CUMULATIVE INSTALLED SOLAR & WIND · GW

Solar	2025A	2028E	2035E	GROWTH[1]
Türkiye Solar	25.1	33.1	**76.9**	**3.1×**
Global Solar	2,900	4,900	**~8,800**	**3.0×**

Wind	2025A	2028E	2035E	GROWTH[1]
Türkiye Wind	14.8	19.3	**43.1**	**2.9×**
Global Wind	1,299	1,857	**~3,500**	**2.7×**

[1] Growth multiple, 2025–2035

Türkiye | APLUS, Energy Sector Report 2026 · ETKB, Renewable Energy Roadmap 2035 (2024)
Global Solar | SolarPower Europe, Global Solar Market Outlook 2026–2030 · BNEF, New Energy Outlook 2026
Global Wind | GWEC, Global Wind Report 2026 · BNEF, New Energy Outlook 2026

CALL Energy & DEFIC Globe Drive Recurring Value From Post-EPC Business

Investments, ESCO, O&M and Asset Management Build Long-Term Recurring Revenue

01

Renewable Investments

Developing and Operating Renewable Projects with Storage

1.9 GW
Development Pipeline

242 MW
Operating assets[1]

519 MW
PV under construction[2]

1.5 GW
2030 Operating Target

[1] Includes DEFIC & ESCO | [2] Plus 20 MWh BESS & 126 MWh BESS ESCO

02

Operations & Maintenance

Data-Led Services for Long-Term Performance and Asset Reliability

500+ MW
Current Portfolio

1 GW
2027 Target

2.0 GW
2030 Target

03

ESCO / Energy-as-a-Service

Financing and Operating Customer Assets under Multi-Year Contracts

215 MW PV
Signed ESCO Contracts

126 MWh BESS
Signed ESCO Contracts

500 MW Solar PV
2030 Operating Target

Vodafone · 154 MW PV · 15Y
MLP Health · 26 MW PV · 5Y
Ekinciler · 35.2 MW PV · 10Y
Saves Energy · 126 MWh BESS · 5Y

04

Asset Management

Aggregating Supply and Demand to Optimise Portfolio-Wide Value

2 GWe
Generation

2 GWe
Consumption

CallSmart Enerji Ticaret A.Ş. | Licence

Global Renewable Energy Portfolio

Country-Based Solar, Storage, ESCO and Operating Asset Footprint

TÜRKİYE

SOLAR PV
346 MW
Licensing stage

BESS
366 MW
Licensing stage

ESCO SOLAR
215 MW
26 MW operational · 189 MW under construction

ESCO BESS
126 MWh
Under construction

MICRO HPP
32 MW
Licensing stage

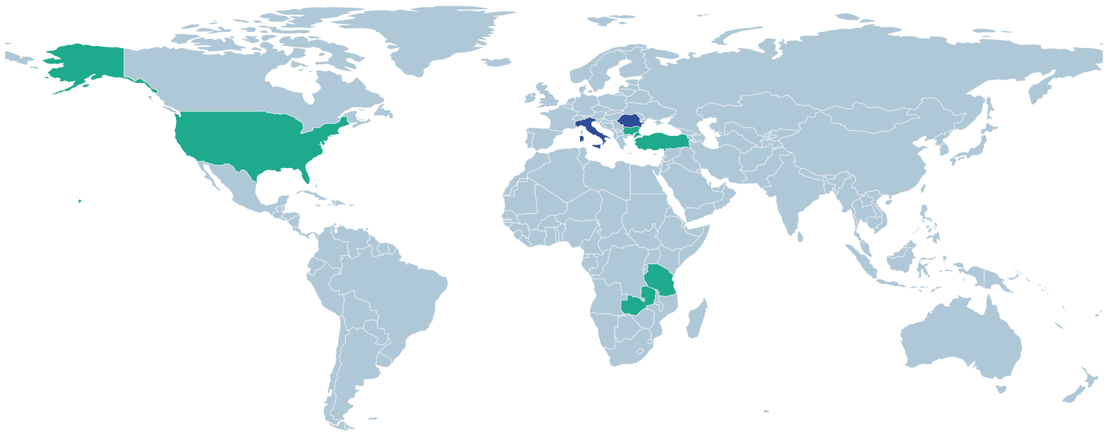

ROMANIA

SOLAR PV

208.38 MW	Operational
270 MW	Under construction
1,016 MW	Development pipeline

ITALY

SOLAR PV

7.39 MW	Operational
126 MW	Development pipeline

Bulgaria

120 MW Solar PV
Under development

USA

62 MW Solar PV
Under development

Zambia

60 MW Solar PV + 20 MWh BESS
Under construction

Tanzania

12 MW Solar PV
Licensing stage

CALL
TO RENEWABLE ENERGY

YEO Share 100%

DEFIC Globe
Development - Finance - Construction

YEO Share 51%

3.3

reap battery

SECTION 03 · BUSINESS SEGMENTS

BESS / REAP Battery

Industrial battery capacity connects global storage demand to project delivery.

- Battery Manufacturing & Products
- Cell & Recycling Roadmap



Storage Is Essential to the New Energy System

Electrification, Renewables and Data Centres Accelerate Storage Need

2025 GLOBAL DEPLOYMENT · ACTUALS

108 GW

New BESS Capacity Added Globally in 2025

+40%

Annual Deployment Growth Compared with 2024

SIX STRUCTURAL DRIVERS

01 Renewable Integration

24 GW

Solar and Wind Additions Increase the Need to Balance Intermittent Generation

02 Grid Congestion Relief

Defer Grid Upgrades

Storage Relieves Stressed Grids and Helps Defer Network Investments

03 Global Momentum

1,200 GW

IEA Net Zero Scenario Points to 1,200 GW of Installed Battery Storage by 2030

04 Grid Stability

Fast Response

Rapid Response Improves Frequency Control and Load Balancing

05 Data Centres

Rapid GPU Load Swings

BESS Buffers Fast Demand Swings and Protects Power Quality

06 Diversified Revenue

3 Routes

Arbitrage, Ancillary Services and Capacity Payments Expand Monetization Paths

BESS Capacity Outlook · GW	2025A	2028E	GROWTH
World	307	**928**	**3.0×**
United States	43.6	**143**	**3.3×**
Europe	48.7	**138**	**2.8×**

Türkiye BESS Pipeline

2025 Actual	**0.06 GW**
2026 Expectation	**1 GW**
2028 Target	**10 GW**
Pre-Licensed Projects	**28.5 GW**

Sources: IEA Global Energy Review 2026; BloombergNEF (Oct 2026); US EIA (7 Aug 2026); LCP Delta / EMMES 10 (Jun 2026); Ministry 2024–2028 Strategic Plan

REAP Battery: From Assembly to a Circular Battery Platform

Tuzla Factory, R&D Centre & Export Base | Three industrial phases of growth

A VERTICALLY INTEGRATED BESS PLATFORM

✓

PHASE 1 · BESS ASSEMBLY — LIVE

5 GWh/year **Completed: in production**

Tuzla, Istanbul plant producing LFP-based energy storage systems for export markets

02

PHASE 2 · BATTERY CELLS

10 GWh/year

In-house cell manufacturing to secure the core component of every system

03

PHASE 3 · CIRCULAR LIFECYCLE

10 GWh/year

Second-life applications and recycling to recover materials and extend asset value



5 GWh/year
Live production
Since Dec 2025

Great Power
Battery Cell Supply
BNEF Tier-1 cell supplier

Export base
Factory & R&D Centre
US · Europe · MENA · Central Asia · Africa

Great Power: BNEF Tier-1; approximately 65 GWh capacity

REAP Battery Product Portfolio

A Product Family from 5 kWh to 5 MWh | Utility, C&I and residential LFP solutions



UTILITY SCALE

ReMax Containers

3.73–5 MWh

Liquid-cooled LFP · IP55



COMMERCIAL

ReMod C&I Cabinets

373–418 kWh

Commercial & industrial systems



DISTRIBUTED

344 kWh Cabinet

Grid-tied

Distributed energy storage



COMPACT

21 kWh Stack

5–64 kWh

Residential & modular solutions

ReMax | Technical specifications

SPECIFICATION	C20-3727-10	C20-5000-05
Rated energy	3.73 MWh	5 MWh
Charge / discharge	1C / 1C	0.5C / 0.5C
LFP cell	280 Ah	314 Ah
Operating voltage	1,040–1,500 Vdc	1,040–1,500 Vdc
Cooling / protection	Liquid cooling · IP55	Liquid cooling · IP55

WHY THE RANGE MATTERS

One chemistry and BMS architecture across scales helps customers move from C&I pilots to 5 MWh utility containers.

3.4

SECTION 03 · BUSINESS SEGMENTS

Technology Investments

Selected technologies enhance YEO’s energy execution and operating platform.

- Energy Management & Software
- Battery Materials & Digital Systems



Deep-Tech Optionality Feeding the Core Platform

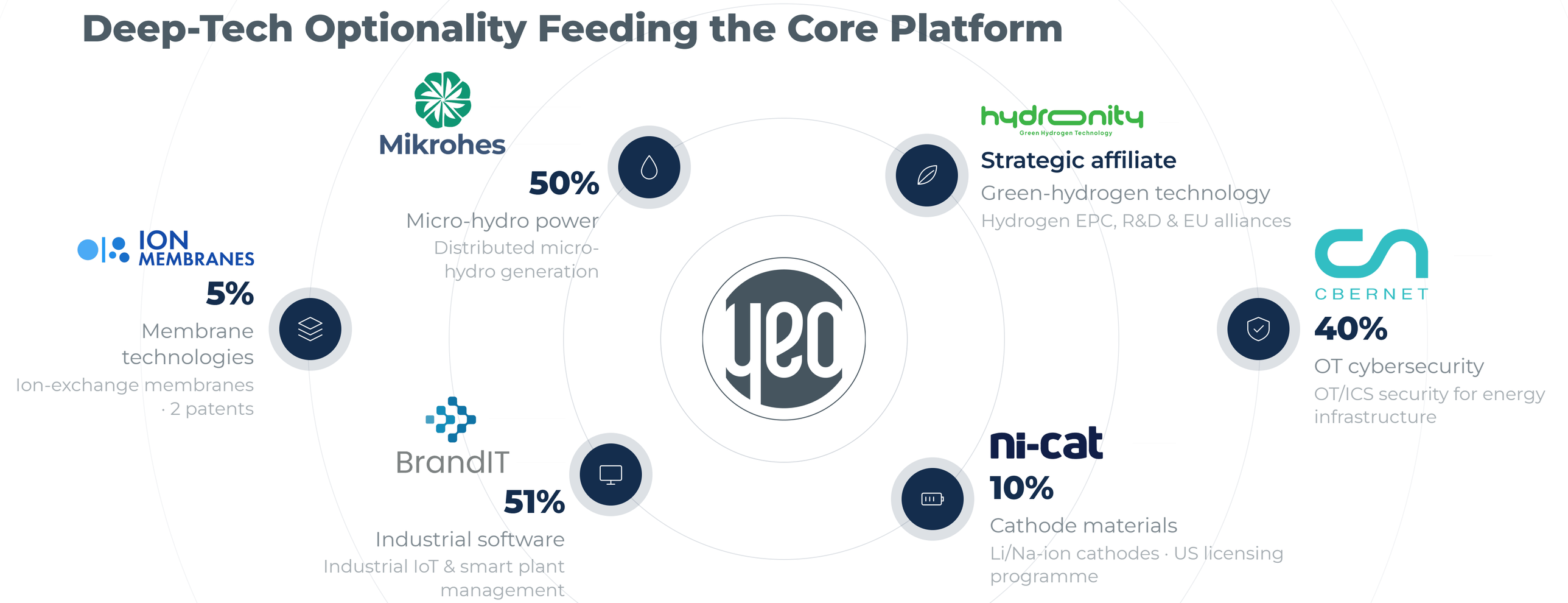

Six Technology Investments Support Renewables, EPC and BESS

3.5

SECTION 03 · BUSINESS SEGMENTS

2026 Key Projects & Global Partnerships

New business, completed assets and strategic relationships across key markets.

- 2026 Contract Awards
- Global Strategic Partnerships



2026 Key Business Milestones

2026 Activity Highlights

New Contracts, ESCO / Investment Activities and Completed Projects

01 New Business Contracts

190 MW	Scatec solar EPC contract signed
112 MW	Pakua Holding Romania stake transfer; 32.6 MW phase completed
USD 36.9m	Uzbekistan grid dispatch centre contract signed
USD 30m	Endoks Enerji contract signed; total value reached USD 57m
196 MW	United Kingdom 196 MW solar EPC contract signed
130 MW	Kosovo 130 MW solar EPC contract signed
C&I BESS	Rixos Otelcilik: Türkiye's largest C&I BESS contract signed
250 MWh	Azerbaijan Phase 3: 250 MWh BESS EPC-F signed; financing secured

02 ESCO / Investment Projects

60 MW	Zambia investment launched; January delivery targeted
154 MW	Vodafone solar construction launched; financing secured
126 MWh	Saves BESS ESCO contract signed; financing secured
35.2 MW	Ekinciler ESCO contract signed; financing secured

03 Completed Projects

129 MW	Shanghai Electric Power solar plants began operations
500 MWh	Azerbaijan: 250 MW / 500 MWh BESS project completed
26 MW	MLP solar power plant construction completed

Contract value (USD) Solar capacity (MW) Storage capacity (MWh)

A Well-Established Global Presence Opens Doors to Projects and Funding

Partnerships Connect YEO to Capital, Markets and New Projects

Scatec — DEFIC Share 35%

190 MW

Development and Turnkey Construction of 3 Solar Power Plant Projects

SPIC — DEFIC Share 25%

130 MW

Development and Turnkey Construction of 2 Solar Power Plant Projects

AKUA CAPITAL — DEFIC Share 50%

112 MW

Solar Plants Were Planned for Development and Construction at 5 Sites across Romania

GREAT POWER

Battery Cell Supply

REAP Battery Industrial Partnership

vodafone — YEO Share 100%

154 MW

To Be Built under the Build-Operate-Transfer Model and Operated for 15 Years

04

SECTION 04

Financial Overview

Financial scale and a stronger business mix support the long-term growth path.

- Revenue & EBITDA Performance
- 2030 Financial Outlook



FINANCIAL OVERVIEW

9M 2026: Strong Revenue and EBITDA Growth

Earnings Growth Outpaces Revenue as Profitability and Margins Strengthen

NINE-MONTH AND THIRD-QUARTER PERFORMANCE · TL MILLION

01 REVENUE

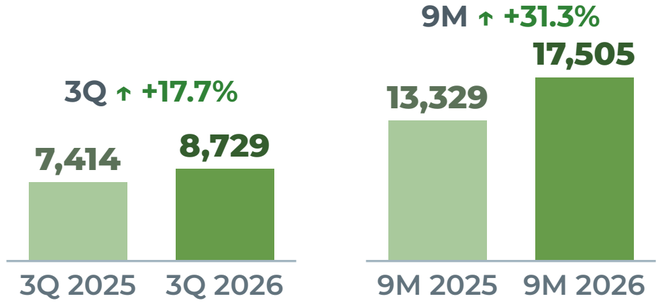

02 GROSS PROFIT

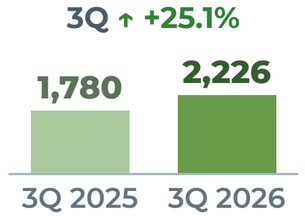

Margin 24.0% → **25.5%**

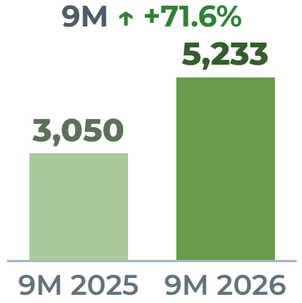

Margin 22.9% → **29.9%**

03 EBITDA

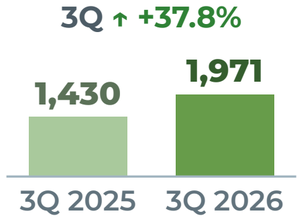

Margin 19.3% → **22.6%**

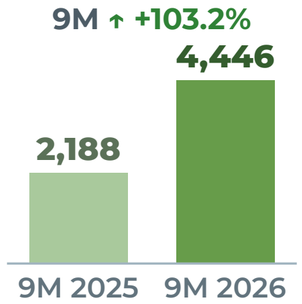

Margin 16.4% → **25.4%**

04 NET PROFIT

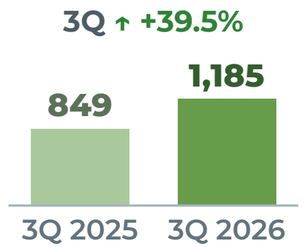

Margin 11.5% → **13.6%**

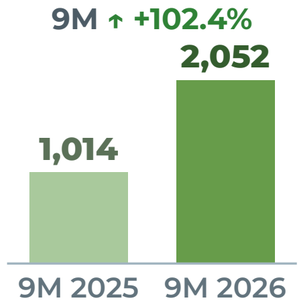

Margin 7.6% → **11.7%**

NET DEBT & LEVERAGE

TL million · quarterly evolution

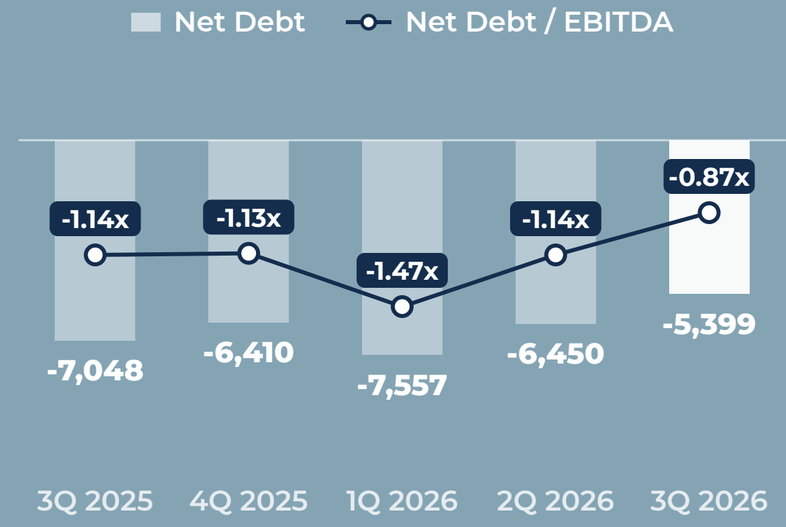

DEBT PROFILE

Financing Strategic Growth

Debt Is Largely Linked to Renewable Energy Project Finance and REAP Battery Factory Investments

FINANCIAL OVERVIEW

Powering Ahead: Renewables & BESS Scale Value Through 2030

Renewable Assets and Battery Sales Diversify Revenue and EBITDA

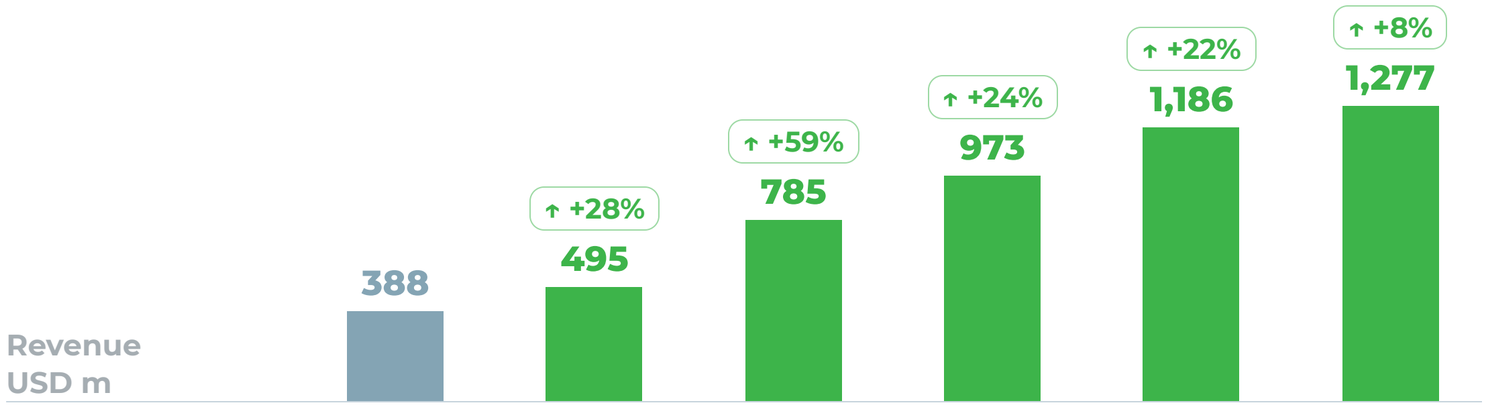

	2025A	2026E	2027E	2028E	2029E	2030E
EBITDA · USD m	**71m**	**99m**	**175m**	**259m**	**317m**	**344m**
EBITDA margin	18%	20%	22%	27%	27%	27%
System Integration Contract Size (USD '000)	711,911	800,000	1,014,379	1,115,817	1,227,399	1,350,139
Installed Renewables MW	54	167	390	1,062	1,442	1,519
REAP Battery Sales MWh	—	225	1,500	2,000	3,000	3,000
CALL Installed BESS MWh	—	—	20	876	1,026	1,076

yeo.com.tr

SIX-YEAR VALUE CREATION PATH

2025A–2030E

+26.9%
Revenue CAGR

+37.2%
EBITDA CAGR

The drivers behind the growth

RENEWABLE INSTALLED CAPACITY
54 → 1,519 MW 2025A → 2030E

REAP BATTERY SALES MWh
225 → 3,000 MWh 2026E → 2030E

CALL INSTALLED BESS MWh
20 → 1,076 MWh 2027E → 2030E

#ItsPossible

Sustainable Growth: Operating & Financial Outlook

A Clear Path to 2030: Expanding Capacity, Revenue and Earnings Quality

OPERATIONS & SALES OUTLOOK	2024A	2025A	2026E	2027E	2028E	2029E	2030E
System Integration Contract Size (USD '000)	457,027	711,911	800,000	1,014,379	1,115,817	1,227,399	1,350,139
REAP Battery Sales MWh	–	–	225	1,500	2,000	3,000	3,000
Renewable Installed Capacity (MW)	18	54	167	390	1,062	1,442	1,519
CALL Installed BESS MWh	–	–	–	20	876	1,026	1,076
Total Revenue (USD '000)	**204,825**	**387,879**	**494,844**	**785,565**	**972,502**	**1,185,543**	**1,276,507**
System integration	203,024	386,085	407,500	516,699	568,369	625,206	687,727
BESS	–	–	77,548	225,000	280,000	390,000	405,000
Renewable energy	1,801	1,794	9,796	43,866	124,133	170,337	183,780

MARGINS & EBITDA	2024A	2025A	2026E	2027E	2028E	2029E	2030E
Group EBITDA Margin	**18%**	**18%**	**20%**	**22%**	**27%**	**27%**	**27%**
System integration margin	18%	18%	21%	21%	21%	21%	22%
BESS margin	–	–	9%	15%	15%	13%	13%
Renewable energy margin	70%	70%	69%	75%	78%	78%	78%
Total EBITDA (USD '000)	**37,805**	**70,751**	**99,021**	**174,753**	**259,352**	**317,126**	**344,408**
System integration	36,544	69,495	85,356	108,990	120,697	133,622	147,892
BESS	–	–	6,928	33,750	42,000	50,700	52,650
Renewable energy	1,261	1,256	6,738	32,013	96,655	132,804	143,866

2024–2025 ACTUALS | 2026–2030 FORECASTS

Management estimates; not guidance. Subject to execution, financing, regulatory and market conditions.

FINANCIAL OVERVIEW

Renewables Create More EBITDA

Renewables and BESS Drive a More Diversified Earnings Mix by 2030

2026E 2030E

REVENUE BREAKDOWN · 2026E VS 2030E · USD M

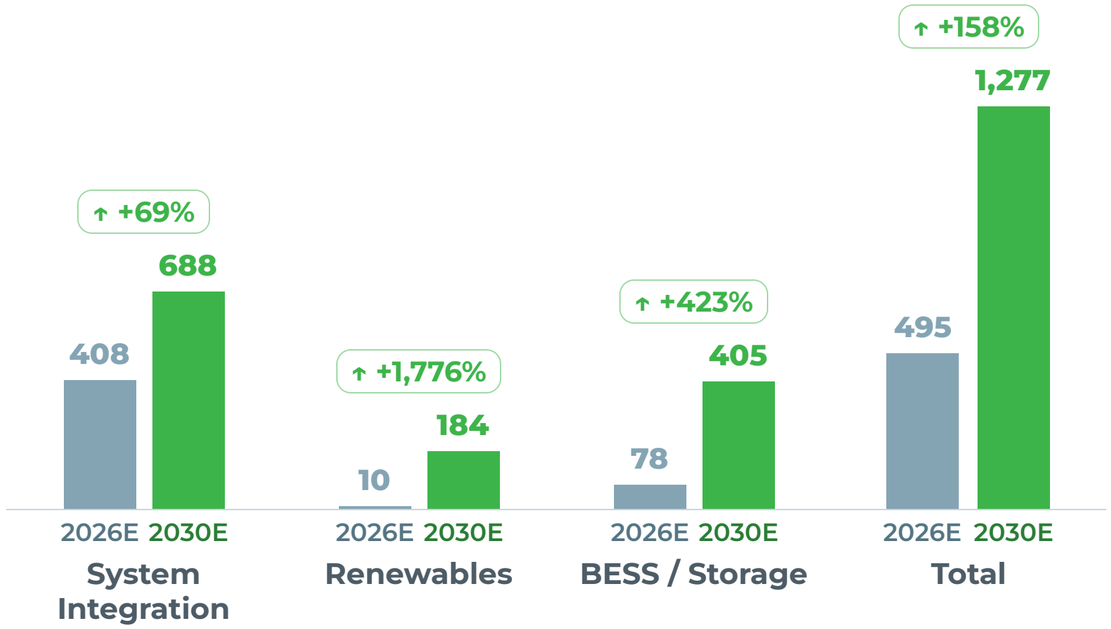

EBITDA BREAKDOWN · 2026E VS 2030E · USD M

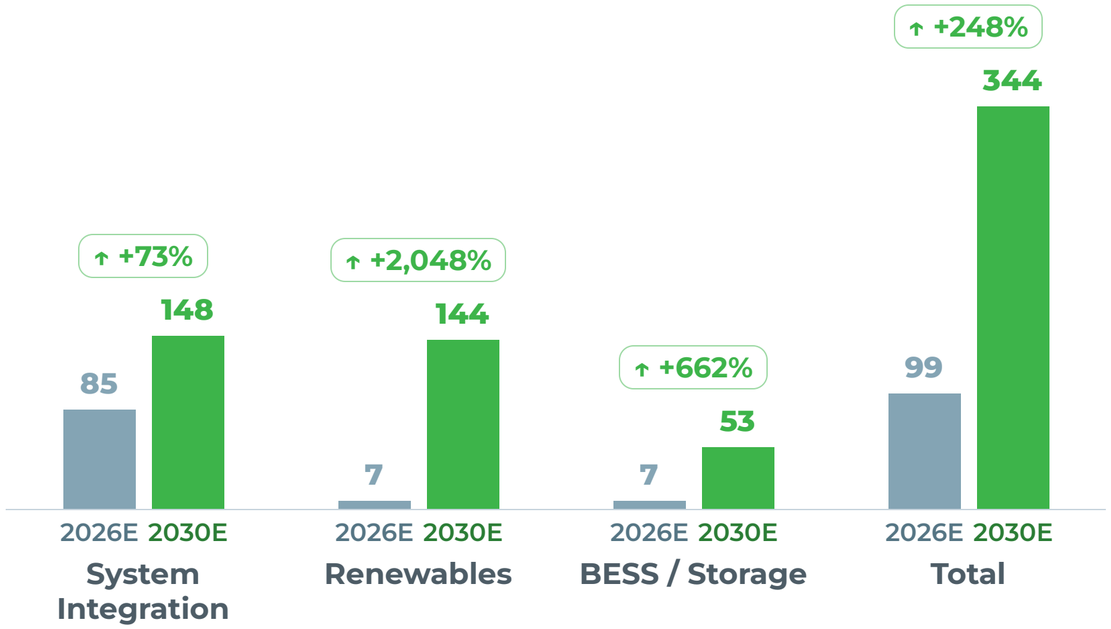

Higher contribution from renewables and BESS supports a structurally stronger margin mix.

05

SECTION 05

Closing & Takeaways

Four connected growth engines create a stronger platform for sustainable value.

- Global EPC Execution
- Diversified Recurring Value



CLOSING & TAKEAWAYS

Three Foundations of YEO for Scalable Value Creation

Proven Execution · Industrial Scale · Diversified Earnings

01

Proven Execution

Over USD 1bn

in completed EPC contracts

40+ countries of project experience

02

Industrial Capability

5 GWh/year

BESS Assembly Capacity

242 MW

Installed Renewables

1.5 GW

2030E Operating Target

03

Scalable Value

USD 1.3bn

Revenue

USD 344m

EBITDA

2030E | Renewables + BESS: **57% of EBITDA**

From Contracted EPC to Battery Manufacturing and Its Own Renewable Assets — Building Recurring Revenue

Investor Relations Contact

YEO Technology | Investor Relations

01

INVESTOR RELATIONS

Ahmet Dinç — Investor Relations Director

02

DIRECT EMAIL

ahmet.dinc@yeo.com.tr

03

INVESTOR RELATIONS EMAIL

yatirimci.iliskileri@yeo.com.tr

Ahmet Dinç

Investor Relations Director

YEO TECHNOLOGY



#ItsPossible

06

SECTION 06

Annex

Selected delivery references illustrate YEO’s capabilities across key markets.

- Solar & Storage References
- Grid & Industrial Delivery



ANNEX · SELECTED REFERENCE · ROMANIA

Romania | Solar EPC for SPIC

Turnkey Solar Delivery for an International Power Investor



SPIC

REFERENCE SCALE

130 MW
Solar EPC for SPIC

Romania
Country of delivery

SPIC
Global power investor

Turnkey solar
Full plant scope

Technology and execution | YEO group

United Kingdom | Three-Site Solar EPC + O&M

Three Solar Sites and Two Years of Post-Energization O&M



bluefield Solar Income Fund

reyenergy

REFERENCE SCALE

196 MW
Three-site solar EPC + O&M

United Kingdom
Country of delivery

EPC + O&M
Two years of operations after energisation

Institutional
Listed-fund counterparty

Technology and execution | YEO group

ANNEX · SELECTED REFERENCE · AZERBAIJAN

AzerEnerji | Turnkey BESS

500 MWh



AzərEnerji® reap battery

REFERENCE SCALE

500 MWh
Completed BESS Delivery for AzerEnerji

Azerbaijan
Country of delivery

AzərEnerji
National electricity utility

Turnkey BESS
Design through commissioning

Technology and execution | YEO group

ANNEX · SELECTED REFERENCE · KAZAKHSTAN

Kazakhstan | Substation Project for Aksa Enerji

High-Voltage Infrastructure Supporting Major Generation Capacity



REFERENCE SCALE

220 kV
Substation project for Aksa Enerji

Substation
Project scope

Kazakhstan
Country of delivery

Aksa Enerji
Client

Technology and execution | YEO group

ANNEX · SELECTED REFERENCE · GHANA

Ghana | 11-Feeder Substation

Power Infrastructure Supporting Reliability for Aksa Enerji



REFERENCE SCALE

330 kV
11-feeder substation

11
Feeders delivered

Ghana
Country of delivery

Aksa Enerji
Client

Technology and execution | YEO group

ANNEX · SELECTED REFERENCE · TÜRKIYE

Türkiye | Industrial Solar Plant for İSKEN

On-Site Renewable Generation Near Industrial Demand



İSKEN
İskenderun Enerji Üretim ve Ticaret A. Ş.

REFERENCE SCALE

21 MW
Industrial solar plant for İSKEN

Türkiye
Country of delivery

İSKEN
Industrial client

Solar PV
Self-consumption logic

Technology and execution | YEO group

What if energy left nothing behind...
Except opportunity?

Green energy.
For everyone. Forever.

Green Energy for All.

It's Possible.

Take a look here.



yeo.com.tr

#ItsPossible